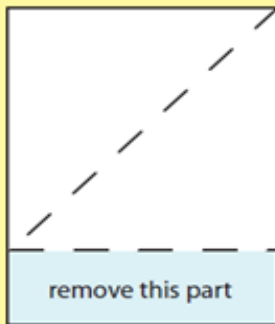
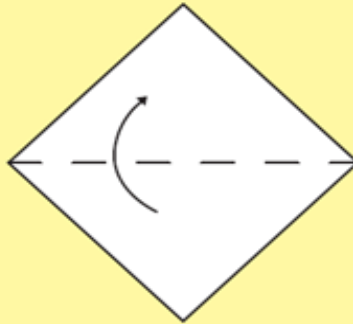




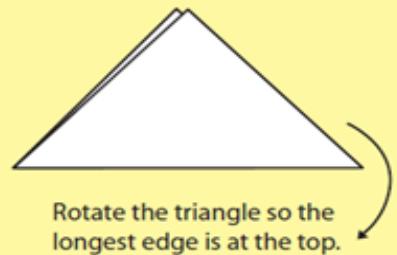
## SPRINGFIELD FIRE'S ORIGAMI DOG



You'll need a square piece of paper.  
If you don't have origami paper, you can  
make a square from a rectangle.  
Fold on the dotted lines,  
and cut away the extra.



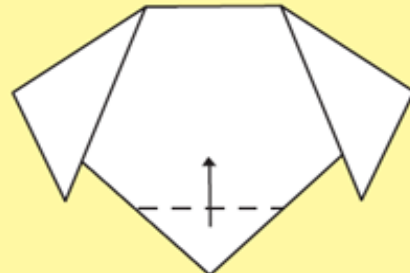
Fold your square in  
half diagonally.



Rotate the triangle so the  
longest edge is at the top.



Fold the top points down  
on the dotted lines to make ears.



Fold the bottom points up  
on the dotted line to make a mouth.



Draw a face and spots on your dog  
to look like SFD !