









PLEASANT VIEW ELEMENTARY

WALKING ROUTE *

SCHOOL YEAR 2017-2018

Legend

-  1/2 MILE RADIUS
-  SCHOOL CROSSWALK
-  SCHOOL BOUNDARY
-  WALKING ROUTE W/SIDEWALK
-  WALKING ROUTE NO SIDEWALK
-  BARRIER STREET
-  SIGNAL



School Times

Start 8:00 am
Dismissal 2:45 pm

This map recommends a walking route based on sidewalk inventory and existing crossing features to assist parents who chose to have their child walk to school. The primary responsibility for the safety of their Children is with the parents.

