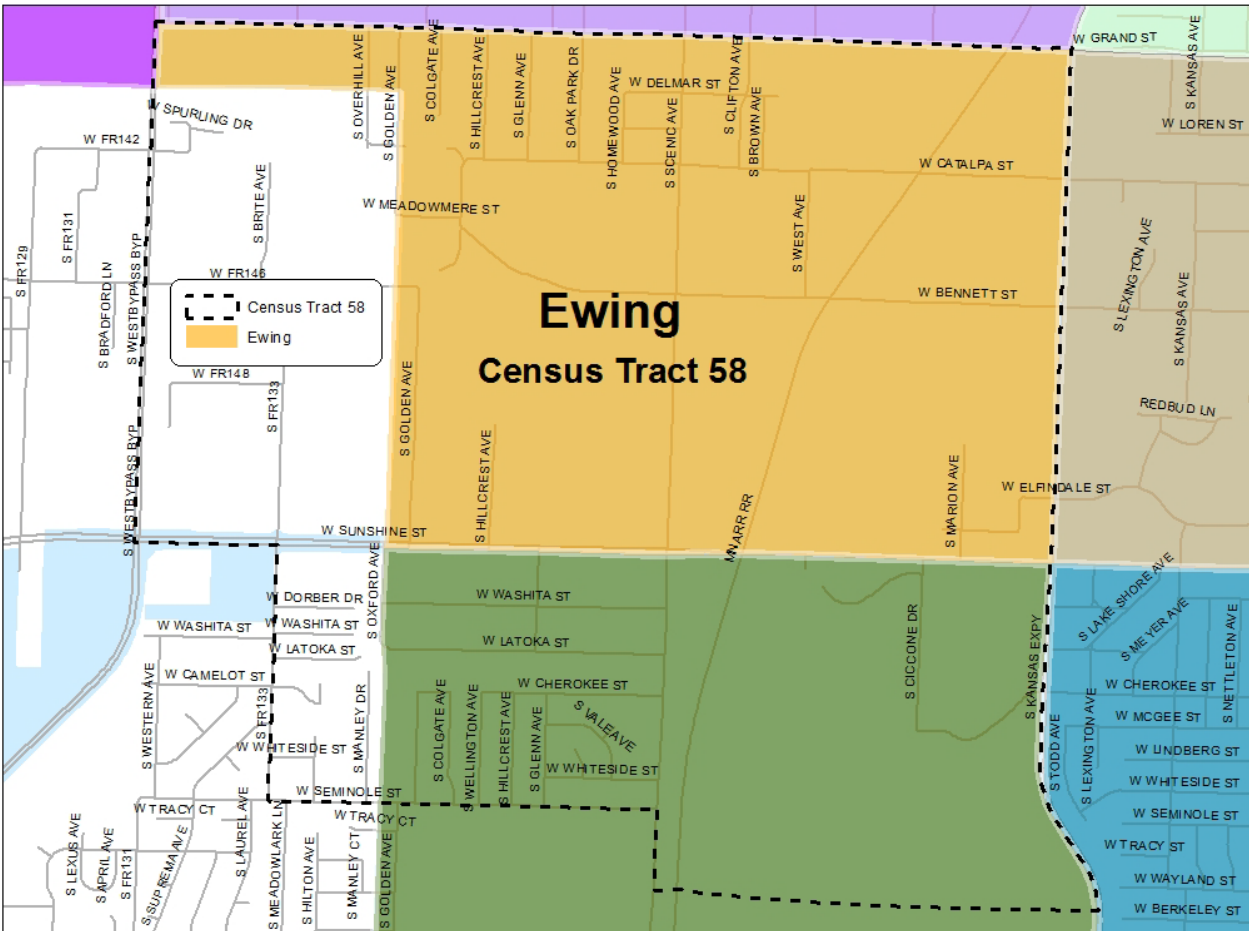


# EWING



## POPULATION

TOTAL POPULATION 5,101

PERCENT MALES 54.1%

PERCENT FEMALES 45.9%

MEDIAN AGE 27.7

## HOUSING

TOTAL HOUSING UNITS 2,176

VACANT HOUSING UNITS 11.5%

MEDIAN HOME VALUE \$68,100

MEDIAN RENT \$697

OWNER 29.1%

RENTER 70.9%

## RACE

WHITE 79.3%


BLACK 12.3%

ASIAN 0.5%

HISPANIC 5%

## INCOME

MEDIAN INCOME \$25,443

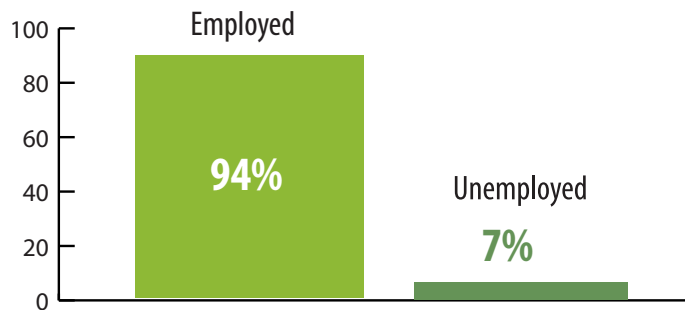


## EMPLOYMENT

TOTAL LABOR FORCE 2,450

EMPLOYED 94%

UNEMPLOYED 7%



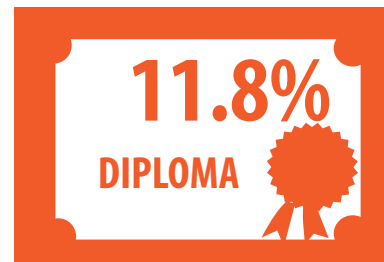
## EDUCATION

HIGH SCHOOL GRADUATE OR HIGHER 83.3%

COLLEGE GRADUATE OR HIGHER 11.8%



High school graduate or higher



Bachelors degree or higher

## POVERTY

INDIVIDUALS BELOW POVERTY LEVEL 16.4%

FAMILIES BELOW POVERTY LEVEL 32.2%

