











# WEAVER ELEMENTARY

## WALKING ROUTE

SCHOOL YEAR 2019-2020

### Legend

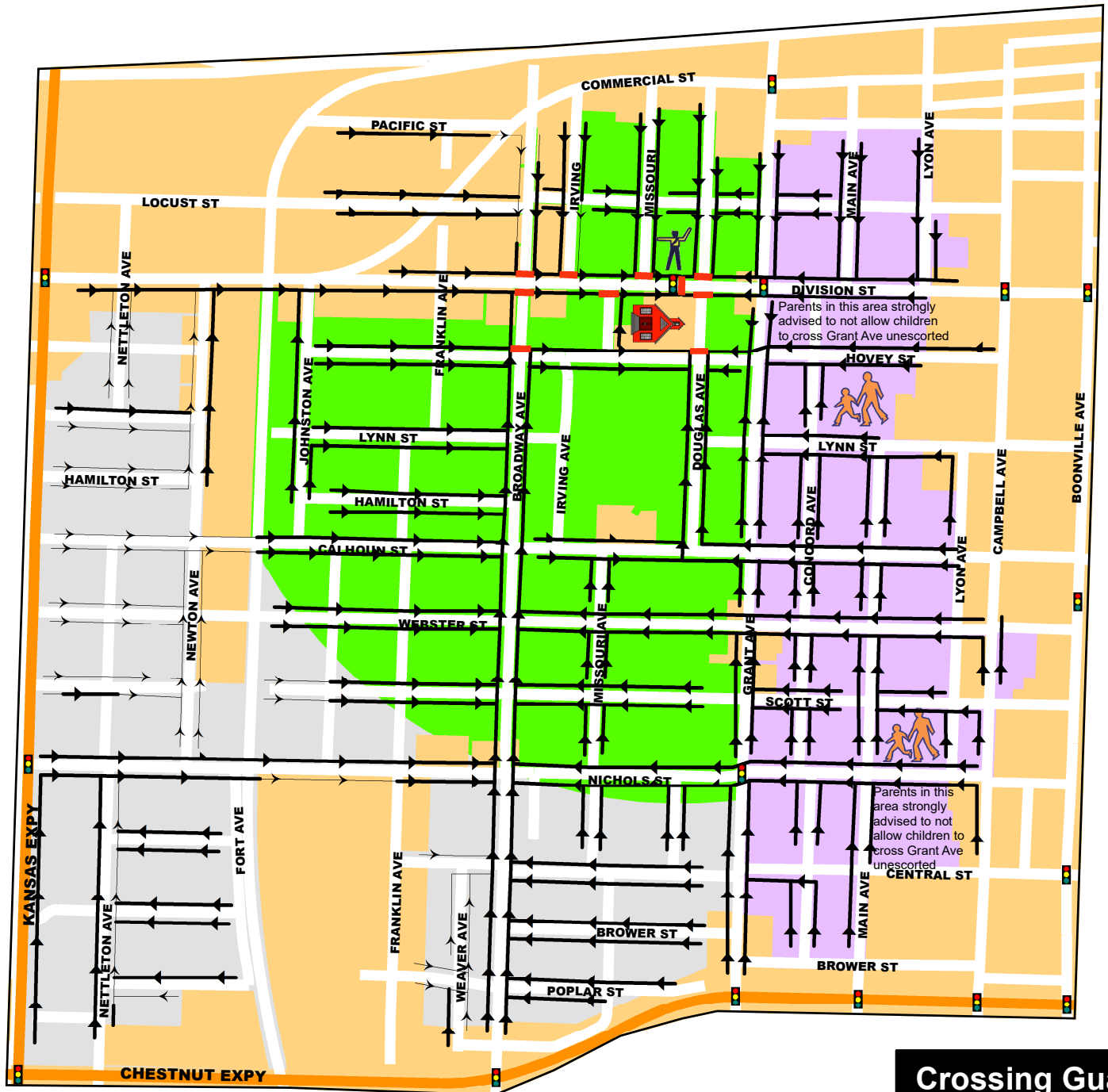
-  CROSSING GUARD
-  1/2 MILE RADIUS
-  SCHOOL CROSSWALK
-  SCHOOL BOUNDARY
-  NON-RESIDENTIAL
-  WALKING ROUTE W/SIDEWALK
-  WALKING ROUTE NO SIDEWALK
-  BARRIER STREET
-  SIGNAL



### School Times

Start 8:00 am  
Dismissal 2:45 pm

This map recommends a walking route based on sidewalk inventory and existing crossing features to assist parents who chose to have their child walk to school. The primary responsibility for the safety of their Children is with the parents.



### Crossing Guard

800 W. Division  
Morning 7:10-8:05 am  
Afternoon 2:40-3:15 pm

