

HOW TO USE A HAWK SIGNAL

High Intensity Activated Crosswalk



Pedestrians:

See this:

DO THIS:



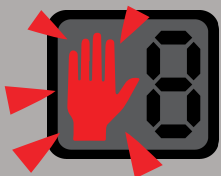
PUSH THE BUTTON!



STOP & WAIT
for the WALK signal.



START CROSSING
Always watch for cars.




FINISH CROSSING

Drivers:


See this:

DO THIS:



DRIVE WITH CAUTION

Always look for people who plan to cross.




FLASHING


SLOW DOWN
A person has activated the push button



PREPARE TO STOP



STOP FOR PEDESTRIAN!



STOP FIRST

Proceed with caution if no pedestrians present

For more pedestrian safety tips, visit springfieldmo.gov/SGFyields

